




Office of Performance Analytics (OPA)

Spring 2023 City Academy

OPA informs City decisions through...



Analysis



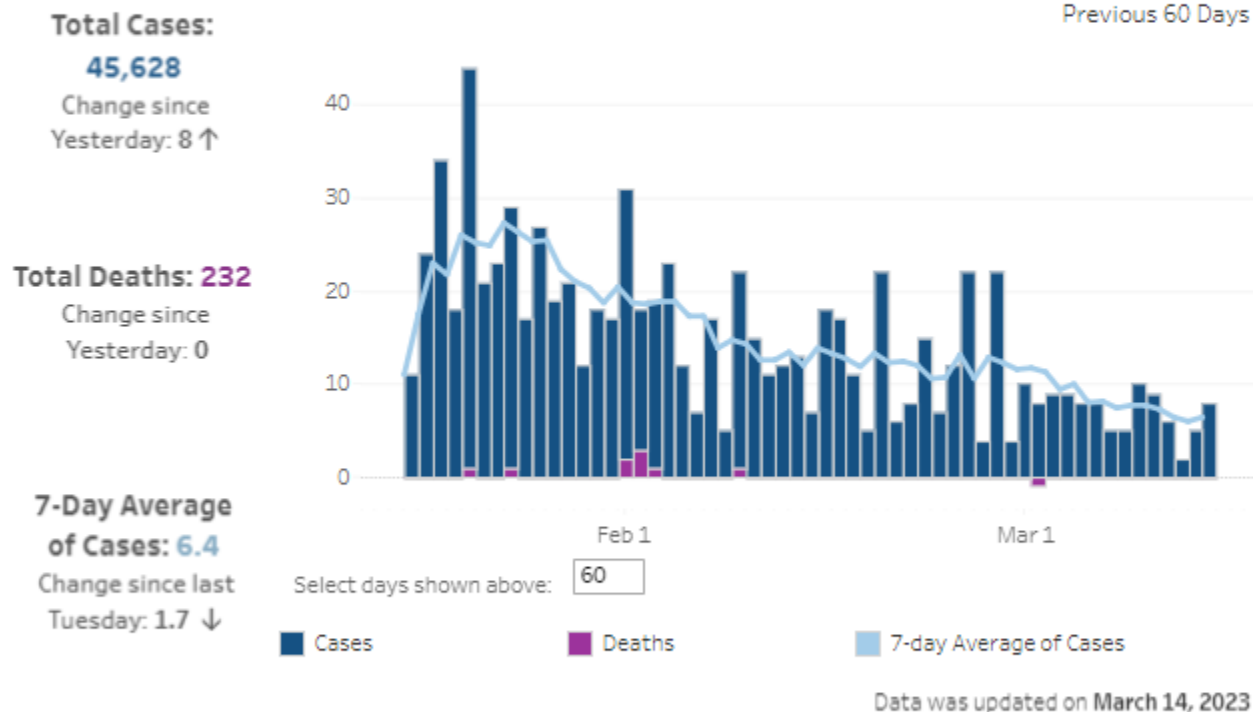
Measurement

Examples

COVID19 Analytics

Overview Historical Data

Alexandria COVID-19 Cases, Deaths and 7-day Average



The case count includes laboratory-confirmed cases and probable cases (symptomatic patients diagnosed by a doctor but not tested) reported by the Virginia Department of Health on the date noted. Due to periodic data lags and corrections, cases and deaths reported on a certain date may have occurred at any point in the past. Population data is from the City of Alexandria's 2021 population estimate.



Eviction Prevention

Data for **March 5, 2023**
(Period To Date)

[Need a primer on the eviction process in Alexandria? Click here.](#)

Alexandria, VA Eviction Trends

Choose a Date Level:

Week

Summonses Filed

125

(▲ 108% from previous week)

Writs of Eviction Issued

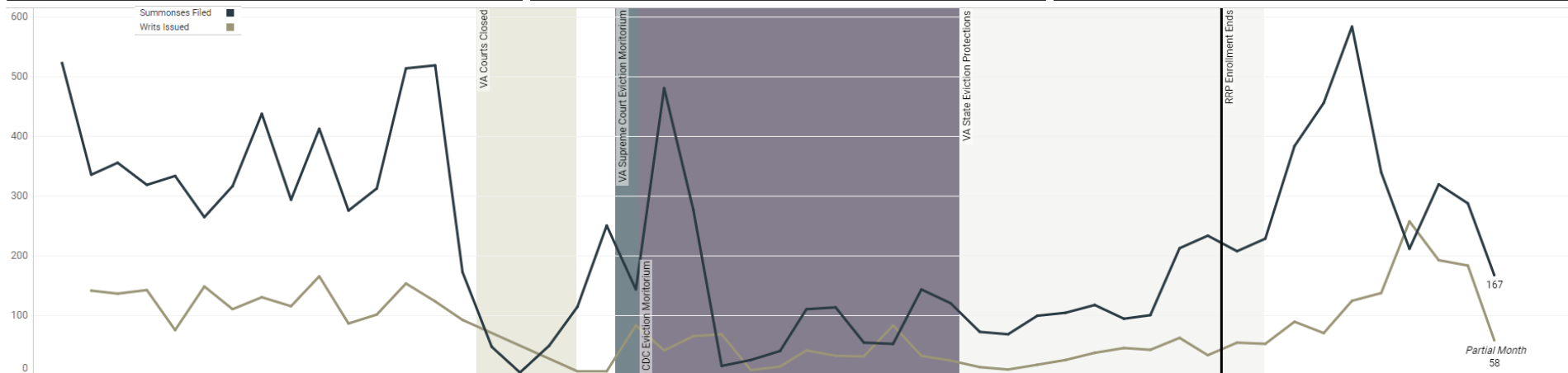
47

(▲ 74% from previous week)

Average Time from Summons to Writ of Eviction

54 Days

(▲ 23% from previous week)










Percentage of Tenants
Receiving Legal Information
24%

Landlord Judgment Rate
23%
(▼ -8% from previous week)

Average Amount of Unpaid Rent
\$6,846
(▲ 13% from previous week)

Percentage of Cases for Unpaid Rent
87%
(▼ -7% from previous week)

City Council Priorities

Status	Indicators	Current	Trend & Target
●	Residents Vaccinated Against COVID-19 Residents vaccinated against COVID-19 is critical to reducing the severity of illness from the virus and maintaining capacity in the healthcare system. The Alexandria Health Department's target is an 80% vaccination rate for all eligible residents. This indicator is from the Alexandria Health Department (AHD).	77%	Target: 80% 
●	Adults Who Are Obese The percent of adults who are obese is an indicator of the community's health and lifestyle. Obesity increases the risk of many diseases and health conditions, including severe COVID-19. The target is to be below 30.5%. This indicator is from AHD.	28.3%	Target: 30.5% 
●	Equity in Uncontrolled Diabetes Hospitalization This measures the racial equity of health of residents where 1 is the lowest and 100 is the highest equity score (note 1). As a first step toward improvement, the target is set to 25. Uncontrolled diabetes can lead to foot ulcers, amputations, severe cases of COVID-19, and death. This indicator is from AHD.	4	Target: 25 
●	Equity in Hypertension Hospitalizations This measures the racial equity of health of residents where 1 is the lowest and 100 is the highest equity score (note 1). As a first step toward improvement, the target is set to 25. Hypertension can serve as a proxy for health risk as it is a major cause of stroke and heart attacks. This indicator is from AHD.	8	Target: 25 
●	Equity in Asthma Hospitalization This measures the racial equity of health of our residents where 1 is the lowest and 100 is the highest equity score (note 1). As a first step toward improvement, the target is set to 25. This indicator is a proxy measure for health inequities and home conditions. This indicator is from AHD.	13	Target: 25 
●	Business Gross Receipts Gross business receipts are an indication of economic activity in the city. The City's target is to strive to see positive annual growth citywide. Data are in 2018 dollars. This indicator is from the Department of Finance.	\$11.7B	
●	Transient Lodging Gross Sales This is an indication of the economic activity of the lodging industry in the City, particularly as it relates to tourism and business travel. The City's target is to strive to see positive annual growth citywide. Data are in 2018 dollars. This indicator is from the Department of Finance.	\$58.8M	

Resident Survey

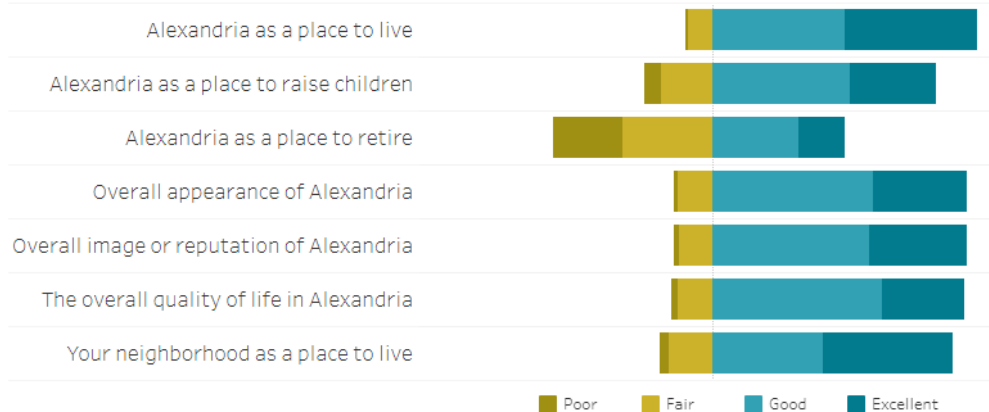


City of Alexandria Resident Survey Results



Select Year

2020



Select a Theme or Comparison Group to Explore Further



About the Office of Performance Analytics (OPA)

More About OPA



Team of 6, 1 Director and 5 Analysts; reporting to the City Manager's Office



Alexandria is one of more than 100 local governments in the US that use data and analysis to improve service delivery



OPA's work has been recognized nationally and featured by professional organizations

How to Contact Us



Alexandriava.gov/Performance



Performance@alexandriava.gov